

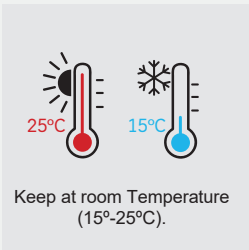
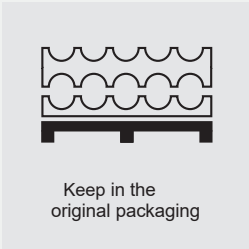




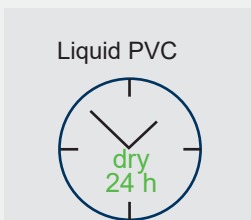
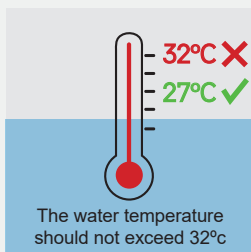
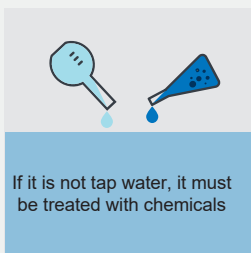
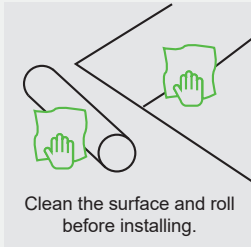
RECOMMENDATIONS FOR
STORAGE AND INSTALLATION
OF THE CEFIL POOL MEMBRANE

cefil  **POOL**

WWW.CEFILPOOL.COM



1. **Rolls of reinforced membranes must always remain in their original packaging** and placed in a horizontal position (the rolls should never cross each other).
2. Keep the **pallets** stored in a **dry place and at room temperature (15-25°C)**.
3. **Do not store rolls under pressure.**
4. **Do not stack more than 2 pallet heights.** If possible, store them individually. To be transported, it is recommended to stack a maximum of two pallet heights.
5. **Do not remove the original label from the roll.** This label indicates the batch number and the production date, both very important data to follow the traceability of the material.
6. **If the rolls are stored on incorrect pallets** or in poor conditions for a long period of time, a **deterioration in the quality of the membrane may occur**, particularly with regard to the flatness of the surface.
7. **Any damage to the pallet must be repaired immediately.**
8. If a roll has been stored in inappropriate conditions, **it is advisable to unroll and roll up again the damaged roll** to try to recover good flatness.
9. **CEFIL POOL membranes can be easily installed at temperatures above 10°C.**
10. **At temperatures below 10°C, it is advisable to cover and/or temper the work area in the pool during installation work.**
11. If there are large temperature differences between night and day during installation, it is advisable to **temper the material** and avoid excess humidity inside the roll.
12. **Do not install membranes in rain or snow conditions**
13. It is advisable **not to wear rubber shoes on the membrane** as it could stain the surface. It is preferable to wear sneakers or even be barefoot when welding the pool floor.
14. **Consult the Safety Data Sheet when using liquid PVC or any other chemical product.**
15. When using **glues or adhesives, first ensure that they are compatible with the PVC membrane.**



Let the liquid PVC dry for 24 hours



16. The structural support must be **well cleaned** and the old structure should be initially treated with a **disinfectant solution based on ammonium salts**.

17. **Avoid rainwater leaks into the membrane.** Good drainage is recommended in the structure to be able to evacuate groundwater leaks.

18. If the **pool water is not tap water** (in most cases), it must be **treated with appropriate chemicals** to ensure that it does not contain any dissolved metals such as Iron, Copper, Manganese, etc. Possible deposits of these metals could cause indelible stains on the material.

19. **The water temperature should not exceed 32°C.**

20. **The installation procedure must be carried out according to the recommendations indicated in the “Cefil Pool Installation Manual”.**

21. **The thermofusion process causes irritating gases.** This is why **proper ventilation** is required.

22. **Installation must be carried out by an experienced installer.**

23. The membrane must be cleaned before applying the liquid PVC. **Liquid PVC must be placed in the joint between the two membranes and allowed to dry for 24 hours.** During this period of time the material must be kept isolated from water and humidity.

The validity of liquid PVC is 24 months from the packaging date indicated on the bottle. However, if the liquid PVC had a high viscosity, this could be adjusted with the addition of THF as a solvent. The rest of the recommendations for use are indicated in the Product Safety Sheet.

24. **For a good pool maintenance it is required to follow all our recommendations included in the “Maintenance manual for your Cefil Pool swimming pool”,** especially with regard to water conditions. Likewise, to maintain the pool it is necessary to use the specific products and in the correct dosage indicated by the manufacturer.





EDICAR PLÁSTICOS, S.L.
Polígono Industrial de Júndiz
Calle Júndiz, 12
01015 Vitoria-Gasteiz (España)
Phone Nr. 34 945 290 060
info@cefilpool.com
www.cefilpool.com

cefil  **POOL**

WWW.CEFILPOOL.COM